




PEARL GLOBAL INDUSTRIES LIMITED

Regd. Office: "Pearl House", A-3, Community Centre, Naraina Industrial Area, Phase-II, New Delhi-110 028
(CIN : L74899DL1989PLC036849), Tel: 0124-4651000, Website: www.pearlglobal.com, E-mail: investor.pgil@pearlglobal.com

STATEMENT OF UNAUDITED FINANCIAL RESULTS FOR THE QUARTER AND PERIOD ENDED 31ST DECEMBER, 2016

Sl. No.	Particulars	CONSOLIDATED				STANDALONE				Year Ended 31.03.2016 (Audited)	
		Quarter Ended 31.12.2016 (Unaudited)	Quarter Ended 30.09.2016 (Unaudited)	Quarter Ended 31.12.2015 (Unaudited)	Period Ended 31.12.2016 (Unaudited)	Year Ended 31.03.2016 (Audited)	Quarter Ended 31.12.2016 (Unaudited)	Quarter Ended 30.09.2016 (Unaudited)	Quarter Ended 31.12.2016 (Unaudited)		Period Ended 31.12.2015 (Unaudited)
1	Income from Operations	31812.91	27217.24	30762.79	86206.86	134922.72	16765.49	13249.59	48417.54	45583.33	72157.50
	a) Net Sales/ Income from Operations	3.89	20.25	30762.79	86206.86	134922.72	3.89	20.25	24.47	0.00	72157.50
	b) Less Excise Duty	31808.02	27196.99	30762.79	86206.86	134922.72	16761.60	13229.34	48393.07	45583.33	72157.50
	c) Net Sales/Income from Operations (Net of Excise Duty)	1787.37	1191.86	803.09	2817.25	4418.90	1797.37	1191.86	4529.67	2919.07	4660.99
	d) Other Operating Income	33606.39	28368.84	31565.88	89024.11	139341.62	18568.97	14421.20	52922.74	48502.40	76818.49
	Total Income from operations (c+d)	16319.39	11812.77	13542.15	42087.14	60310.00	5282.94	4875.94	15224.45	13267.10	20436.35
2	Expenses	1945.07	3324.87	5456.25	8647.38	18340.10	4885.85	4073.04	13991.62	14995.95	24529.43
	a) Cost of material consumed	(9635.57)	(285.09)	(2203.42)	(2468.47)	(681.85)	(2492.79)	(882.33)	(2187.09)	(971.87)	391.45
	b) Purchase of stock in trade	6670.52	5937.30	5374.50	14908.44	20631.71	3028.19	2622.30	7933.03	5763.17	7983.98
	c) Changes in inventories of finished goods, work in progress and stock in trade.	543.12	485.42	426.54	1254.84	1686.43	307.12	248.17	808.05	744.39	1001.57
	d) Employee benefits expense	11245.03	7000.41	8160.70	21680.22	33339.05	8102.09	4212.82	18562.28	14503.55	22403.88
	e) Depreciation and amortisation expenses	33187.66	28275.78	30766.72	86071.65	134989.14	19113.20	16364.87	54330.34	48302.29	76748.66
	f) Other Expenditure	418.63	113.06	899.16	2952.66	4372.48	(554.23)	(943.47)	(1407.60)	200.11	69.63
	g) Total expenses	528.52	439.18	681.35	1763.25	2518.25	947.62	683.33	2579.32	2101.69	3267.97
3	Profit (Loss) from operations before other income, finance costs & exceptional items (1-2)	947.36	562.24	1490.51	4715.81	6890.73	393.39	(260.15)	1171.72	2301.80	3337.80
4	Other Income	472.08	487.81	430.76	1505.94	2055.00	343.24	362.80	1048.00	977.00	1350.85
5	Profit (Loss) from ordinary activities before finance costs & exceptional items (3+4)	475.29	64.43	1059.75	3209.87	4635.73	60.15	(622.95)	123.72	1324.80	1886.95
6	Finance costs	0.19	2.42	0.28	(106.22)	(109.14)	0.00	0.02	0.00	(113.47)	(114.44)
7	Profit (Loss) from ordinary activities after finance costs but before exceptional items (5-6)	475.48	66.85	1060.03	3101.65	4726.69	80.15	(622.93)	123.72	1211.33	1872.51
8	Exceptional Items	143.16	(112.44)	197.38	765.15	1072.74	39.77	(225.08)	63.86	378.06	540.81
9	Profit/(Loss) from Ordinary Activities before tax (7+8)	332.32	179.29	862.65	2346.50	3663.85	10.38	(397.85)	59.86	833.27	1331.70
10	Tax Expenses	332.32	179.29	862.65	2346.50	3663.85	10.38	(397.85)	59.86	833.27	1331.70
11	Net Profit/(Loss) from Ordinary Activities after tax (9-10)	(15.19)	(59.22)	30.84	30.42	12.55	-	-	-	-	-
12	Extraordinary item (net of tax expense Ra. Nil)	-	-	-	-	-	-	-	-	-	-
13	Net Profit/(loss) for the Period (11-12)	-	-	-	-	-	-	-	-	-	-
14	Share of Profit/(loss) of associates	-	-	-	-	-	-	-	-	-	-
15	Minority Interest	-	-	-	-	-	-	-	-	-	-
16	Net Profit/(loss) after taxes, minority interest and share of profit/(loss) of associates (13+14+15)	317.13	120.07	893.49	2376.92	3668.40	10.38	(397.85)	59.86	833.27	1331.70




Sl. No.	Particulars	Quarter Ended 31.12.2016 (Unaudited)	Quarter Ended 30.09.2016 (Unaudited)	Quarter Ended 31.12.2016 (Unaudited)	Period Ended 31.12.2016 (Unaudited)	Year Ended 31.03.2016 (Audited)	Quarter Ended 31.12.2016 (Unaudited)	Quarter Ended 30.09.2016 (Unaudited)	Quarter Ended 31.12.2015 (Unaudited)	Period Ended 31.12.2016 (Unaudited)	Period Ended 31.12.2015 (Unaudited)	Year Ended 31.03.2016 (Audited)
17	Paid-up equity share capital (Face value of Rs.10/-each)	2166.39	2166.39	2166.39	2166.39	2166.39	2166.39	2166.39	2166.39	2166.39	2166.39	2166.39
18	Reserves excluding Revaluation Reserves as per balance sheet of previous accounting year.					31898.24						26288.96
19I	Earning Per Share (before extraordinary items)(In Rs.) (of Rs.10 each) (not annualised):											
	(a) Basic	1.46	0.55	8.01	10.97	16.92	0.05	(1.84)	0.99	0.28	3.85	6.15
	(b) Diluted	1.46	0.55	8.01	10.97	16.92	0.05	(1.84)	0.99	0.28	3.85	6.15
19II	Earning Per Share (after extraordinary items)(In Rs.) (of Rs.10 each) (not annualised):											
	(a) Basic	1.46	0.55	8.01	10.97	16.92	0.05	(1.84)	0.99	0.28	3.85	6.15
	(b) Diluted	1.46	0.55	8.01	10.97	16.92	0.05	(1.84)	0.99	0.28	3.85	6.15

NOTES TO FINANCIAL RESULTS:


- 1 Unaudited Financial Results of the company for the quarter and period ended 31st December 2016 have been reviewed by the Audit Committee and taken on record by the Board of Directors at their meetings held on 9th February, 2017 and 14th February 2017, respectively.
- 2 The financial performances on standalone basis for the quarter ending 31st December 2016 are (Rs. in Lacs): a) Turnover Rs. 18,558.97 b) Profit Before Tax Rs. 50.15 and c) Profit After Tax Rs 10.38.
- 3 The standalone results for the quarter ended 31st December 2016 are available on the company's website at www.pearlglobal.com, besides the websites of BSE Ltd (www.bseindia.com) and National Stock Exchange of India Ltd. (www.nseindia.com)
- 4 Figures of the previous periods have been regrouped and rearranged wherever necessary .
- 5 Segment reporting are on consolidated results. The company do not have separate segments on standalone basis.

Place : Gurgaon.

Date : 14th February, 2017.

By Order of the Board


(Chairman)



6. Consolidated Segment Reporting											
Geographical Segment	Qtr Ended	%	Qtr Ended	%	Qtr Ended	%	Qtr Ended	%	Period Ended	%	Year Ended
	31.12.2016 (Unaudited)		30.09.2016 (Unaudited)		31.12.2015 (Unaudited)		31.12.2016 (Unaudited)		31.12.2015 (Unaudited)		31.03.2016 (Audited)
Segment Revenue											
Hong Kong	12980.12	28.42	10492.32	28.74	9406.22	23.75	36331.45	28.02	21509.55	19.31	37925.57
India	16761.62	36.69	13229.33	36.23	15613.96	39.43	48393.07	37.32	45583.33	40.93	72878.59
Bangladesh	12064.34	26.41	9131.25	25.01	11483.38	29.00	33662.99	25.96	34177.90	30.89	49378.56
Others	3872.94	8.48	3657.91	10.02	3100.59	7.83	11279.13	8.70	10098.72	9.07	14432.01
Total	45679.02	100.00	36510.81	100.00	39604.15	100.00	129666.65	100.00	111389.50	100.00	174614.73
Less: Inter Segment Revenue	13870.00		9313.82		8841.36		34689.76		25162.64		39692.01
Net Segment Revenue	31809.02		27196.99		30762.79		94976.89		86206.86		134922.72
Segment Results											
Profit/(Loss) before Tax and Interest											
Hong Kong	19.02	2.01	278.83	50.27	400.18	26.84	631.04	16.85	530.45	11.51	1356.98
India	383.31	40.45	(277.82)	(50.09)	514.77	34.53	1120.71	29.93	1922.23	41.72	2929.13
Bangladesh	469.03	49.50	283.67	51.14	456.18	30.60	1425.67	38.07	1764.10	38.29	2010.64
Others	76.18	8.04	269.98	48.67	119.66	8.03	567.25	15.15	390.81	8.48	484.84
Total	947.54	100.00	554.66	100.00	1490.79	100.00	3744.67	100.00	4607.59	100.00	6781.59
Less: (i) Interest	472.06		487.81		430.76		1456.49		1505.94		2055.00
(ii) Other Un-allocable Expenditure net off.	0.00		0.00		0.00		0.00				
Total Profit before Tax**	475.48		66.85		1060.03		2288.18		3101.65		4726.59
Segment Assets											
Hong Kong	17768.70	18.46	11984.08	14.96	10496.06	12.48	17768.70	18.46	10496.06	12.48	14804.93
India	49139.04	51.06	42952.26	53.60	44753.97	53.20	49139.04	51.06	44753.97	53.20	46096.28
Bangladesh	24084.84	25.03	20660.00	25.78	24620.75	29.27	24084.84	25.03	24620.75	29.27	22707.80
Others	5247.25	5.45	4532.55	5.66	4248.75	5.05	5247.25	5.45	4248.75	5.05	3634.56
Total	96239.83	100.00	80128.89	100.00	84119.53	100.00	96239.83	100.00	84119.53	100.00	87443.57
Segment Liabilities											
Hong Kong	7464.03	16.21	4411.04	15.05	3235.14	9.27	7464.03	16.21	3235.14	9.27	3682.83
India	18763.45	40.75	14110.52	48.15	16999.21	48.72	18763.45	40.75	16999.21	48.72	15258.31
Bangladesh	18760.74	40.74	9953.47	33.96	14137.60	40.52	18760.74	40.74	14137.60	40.52	12263.38
Others	1060.54	2.30	832.68	2.84	517.08	1.48	1060.54	2.30	517.08	1.48	869.70
Total	46048.77	100.00	29307.71	100.00	34889.02	100.00	46048.77	100.00	34889.02	100.00	32074.22

